













MISSION POINT

• LUXURY APARTMENTS •

 A2	 B2	 B8
 A3	 B3	 A8
 SPRINKLER ROOMS	 GARAGES	
 FIREPLACES		
 H/C ACCESSIBLE		
PHASE I 213, 315, 512, 618, 815 1015, 1211, 1315	MODEL UNITS 311, 327, 516, 524 (516 FINISHES FOR PHASE II)	
PHASE II 3217, 3311, 3617, 3712 3914, 4015		



PHASE I

PHASE II

