

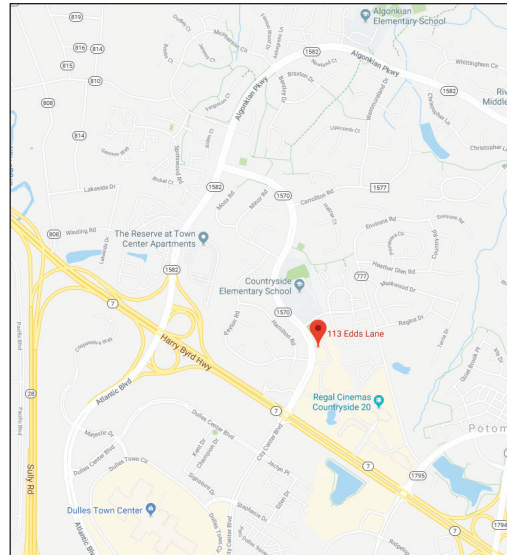
**Laparoscopy** is a minimally invasive surgical technique in which abdominal surgeries are performed through small incisions of 1cm or less. Typically between 1 and 3 incisions are made through which the scope and instruments are introduced into the abdomen. Magnified images of the internal organs are visible on a high definition monitor.

**Laparoscopy offers:**

- 🐾 More thorough examination of the tissue than with open surgical approaches
- 🐾 Less intra-operative tissue trauma
- 🐾 Less blood loss
- 🐾 Reduced risk of infection
- 🐾 Less post-operative pain for the patient

**Reasons to have surgery performed laparoscopically:**


- 🐾 Better visualization for the surgeon of the disease process for treatment
- 🐾 Can be both diagnostic and therapeutic
- 🐾 Less invasive than an traditional open surgical approach
- 🐾 Smaller incisions offer quicker recovery time and lower risk of infection
- 🐾 Less scar tissue formation



113 Edds Lane  
Sterling, VA 20165  
**(703) 444-1666**  
[www.countrysidedvm.com](http://www.countrysidedvm.com)

*Consult with your veterinarian regarding  
referral for evaluation and surgery.*

**vetOvation**  
[www.vetOvation.com](http://www.vetOvation.com)

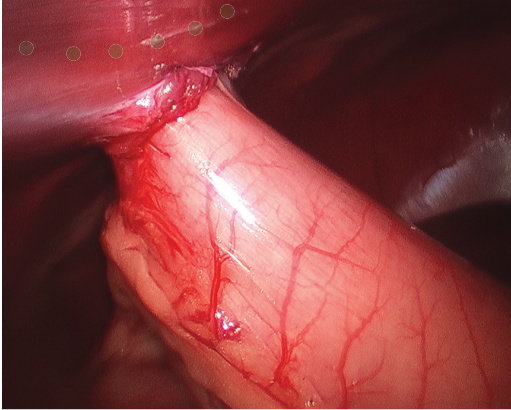


MINIMALLY INVASIVE SURGERY

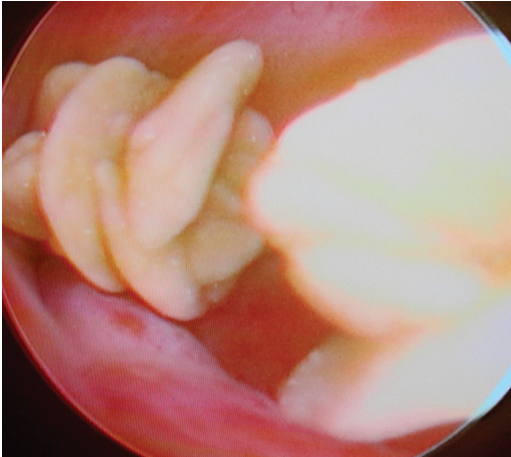
Laparoscopy



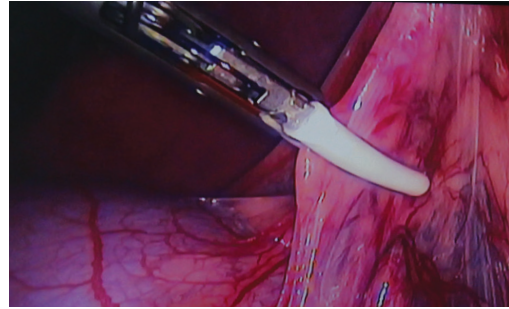
## LAPAROSCOPY



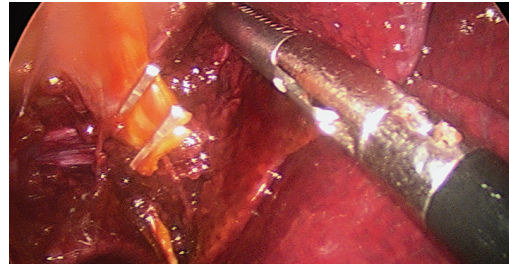
- + **Prophylactic gastropexy**  
Prophylactic gastropexy is recommended for all at-risk breeds. Laparoscopy allows excellent visualization and very quick recovery times.



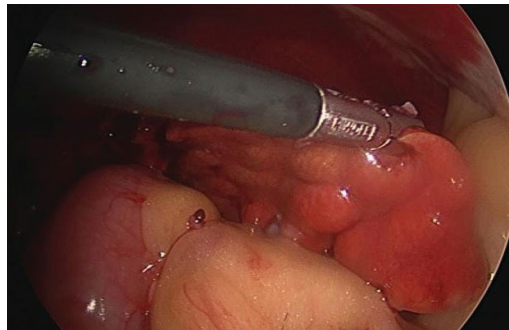
- + **Cystoscopy (bladder stone removal)**  
This procedure is used to examine the bladder with a scope to remove stones and take tissue samples.



- + **Ovariohysterectomy (spay)**  
Patients with potential bleeding disorders and those undergoing other laparoscopic procedures are great candidates for a laparoscopic ovariectomy or ovariohysterectomy.



- + **Cholecystectomy**  
(gall bladder removal)  
Cholecystectomy is the removal of the gall bladder through small incisions in the abdomen.



- + **Liver Biopsy**  
Direct visualization during laparoscopy provides more comprehensive information than ultrasound.



### Minimally Invasive laparoscopic procedures offered at Countryside Animal Clinic:

- 🐾 Laparoscopic Spay (ovariectomy or ovariohysterectomy)
- 🐾 Crypt Orchid (retained testicle) Neuter
- 🐾 Gastropexy (Stomach tacking)
- 🐾 Liver +/- Pancreas Biopsy
- 🐾 Cholecystectomy (gall bladder removal)
- 🐾 Cystoscopy (bladder stone removal)
- 🐾 Rhinoscopy (nasal cavity view and sampling)
- 🐾 Otoscopy (for chronic ear infections)

### Key benefits associated with minimally invasive surgery:

- 🐾 Less invasive for the patient
- 🐾 Quicker return to normal activity
- 🐾 Improved visualization increases ability to better diagnose and treat
- 🐾 Reduced infection rates